

# HEADHUNTER



**AKkaim**

## **WARNING: READ BEFORE USING YOUR PLAYSTATION®2 COMPUTER ENTERTAINMENT SYSTEM.**

A very small percentage of individuals may experience epileptic seizures when exposed to certain light patterns or flashing lights. Exposure to certain patterns or backgrounds on a television screen or while playing video games, including games played on the PlayStation 2 console, may induce an epileptic seizure in these individuals. Certain conditions may induce previously undetected epileptic symptoms even in persons who have no history of prior seizures or epilepsy. If you, or anyone in your family, has an epileptic condition, consult your physician prior to playing. If you experience any of the following symptoms while playing a video game – dizziness, altered vision, eye or muscle twitches, loss of awareness, disorientation, any involuntary movement, or convulsions – IMMEDIATELY discontinue use and consult your physician before resuming play.

## **WARNING TO OWNERS OF PROJECTION TELEVISIONS:**

Do not connect your PlayStation 2 console to a projection TV without first consulting the user manual for your projection TV, unless it is of the LCD type. Otherwise, it may permanently damage your TV screen.

## **USE OF UNAUTHORIZED PRODUCT:**

The use of software or peripherals not authorized by Sony Computer Entertainment America may damage your console and/or invalidate your warranty. Only official or licensed peripherals should be used in the controller ports or memory card slots.

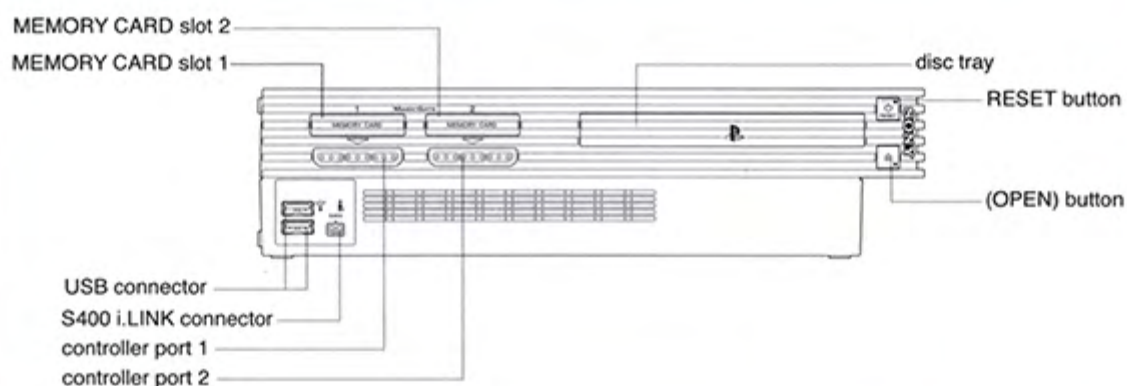
## **HANDLING YOUR PLAYSTATION 2 FORMAT DISC:**

- This disc is intended for use only with PlayStation 2 consoles with the NTSC U/C designation.
- Do not bend it, crush it or submerge it in liquids.
- Do not leave it in direct sunlight or near a radiator or other source of heat.
- Be sure to take an occasional rest break during extended play.
- Keep this compact disc clean. Always hold the disc by the edges and keep it in its protective case when not in use. Clean the disc with a lint-free, soft, dry cloth, wiping in straight lines from center to outer edge. Never use solvents or abrasive cleaners.

# CONTENTS

GETTING STARTED .....	2
STARTING THE GAME .....	3
INTRODUCTION .....	3
MAIN MENU .....	4
CONTROLLING JACK AND ANGELA .....	5
CONTROLLING THE MOTORBIKE .....	6
SPECIAL CONTROLS .....	6
TARGETING ENEMIES AND OBJECTS .....	7
THE SUBSCREEN .....	7
PLAYING THE GAME .....	10
WEAPONS .....	13
CHARACTERS .....	15

# GETTING STARTED



Set up your PlayStation®2 computer entertainment system according to the instructions in its Instruction Manual. Make sure the MAIN POWER switch (located on the back of the console) is turned on. Press the RESET button. When the power indicator lights up, press the open button and the disc tray will open. Place the Headhunter™ disc on the disc tray with the label side facing up. Press the open button again and the disc tray will close. Attach game controllers and other peripherals, as appropriate. Follow on-screen instructions and refer to this manual for information on using the software.

## MEMORY CARD (8MB) (FOR PLAYSTATION®2)

Headhunter™ only supports MEMORY CARD slot 1. To save game settings and progression, insert a Memory Card (8MB) (for PlayStation®2) into MEMORY CARD slot 1. Headhunter™ features an AutoSave system, and the game will automatically save your game progression at certain points. Insertion or removal of the memory card (8MB) (for PlayStation®2) after switching the console on may cause data to be overwritten or lost. Headhunter™ also supports manual save and load of game data from the Main Menu, and after performing a manual save / load, the game will again AutoSave your progression at the relevant points.

# STARTING THE GAME

## DUALSHOCK®2 ANALOG CONTROLLER CONFIGURATIONS



Headhunter™ is a one-player game that is played using the DUALSHOCK®2 analog controller. Connect the controller to be used to controller port 1 of the PlayStation®2 computer entertainment system.

## THE FUTURE

The future is here, and it's a dangerous place. Especially when you don't know who you are, who wants you dead, or why...

Gang warfare and soaring crime have led to repression under a near-fascist regime. Strict censorship controls the media, and new laws measure everything and everyone by their value to the state. Wrongdoers face 'chipping' with experimental implants and compulsory organ donation, their body parts used to prolong the lives of law-abiding citizens.

Leading the war against crime is the Anti-Crime Network, an elite force of privatized law enforcers. Like bounty hunters of old, the ACN's 'Headhunters' track down the city's 'Most Wanted' wherever they hide.


Combining combat skills and cunning with the latest in high-tech weaponry, the Headhunters are beginning to turn the criminal tide. But when the millionaire founder of the ACN is murdered at his desk, it seems the underworld may be striking back. Is his death the work of the Syndicate and its mysterious criminal mastermind, or does the truth run deeper and darker?

## MAIN MENU

### NEW GAME

Select NEW GAME to start afresh. The TRAINING MISSION screen will be displayed. It is strongly recommended that beginners attempt the training mission before commencing play. The more experienced Headhunter can select SKIP to bypass the training mission.

### LOAD GAME

A list of previously saved Headhunter games will be displayed. Simply highlight the previously saved game that you wish to load and then press the  button to confirm.

### LEILA

Select LEILA to play LEILA VR Missions that have been unlocked via Jack's mission progress (see the LEILA section described elsewhere in this manual for more details). Alternatively, highlight and select EXIT to return to the Title Screen.

## OPTIONS

### AUDIO

Press the **X** button to select either Stereo or Mono sound output.

### VIBRATION

Turn the vibration function of your DUALSHOCK®2 analog controller ON or OFF.

### SUBTITLE

Press the **X** button to turn the in-game subtitles ON or OFF.

### ADJUST DISPLAY

Press the **X** button to access the Adjust Display facility. Press **↑**, **↓**, **←** or **→** to adjust the screen to your satisfaction. Finally, press the **X** button to confirm.

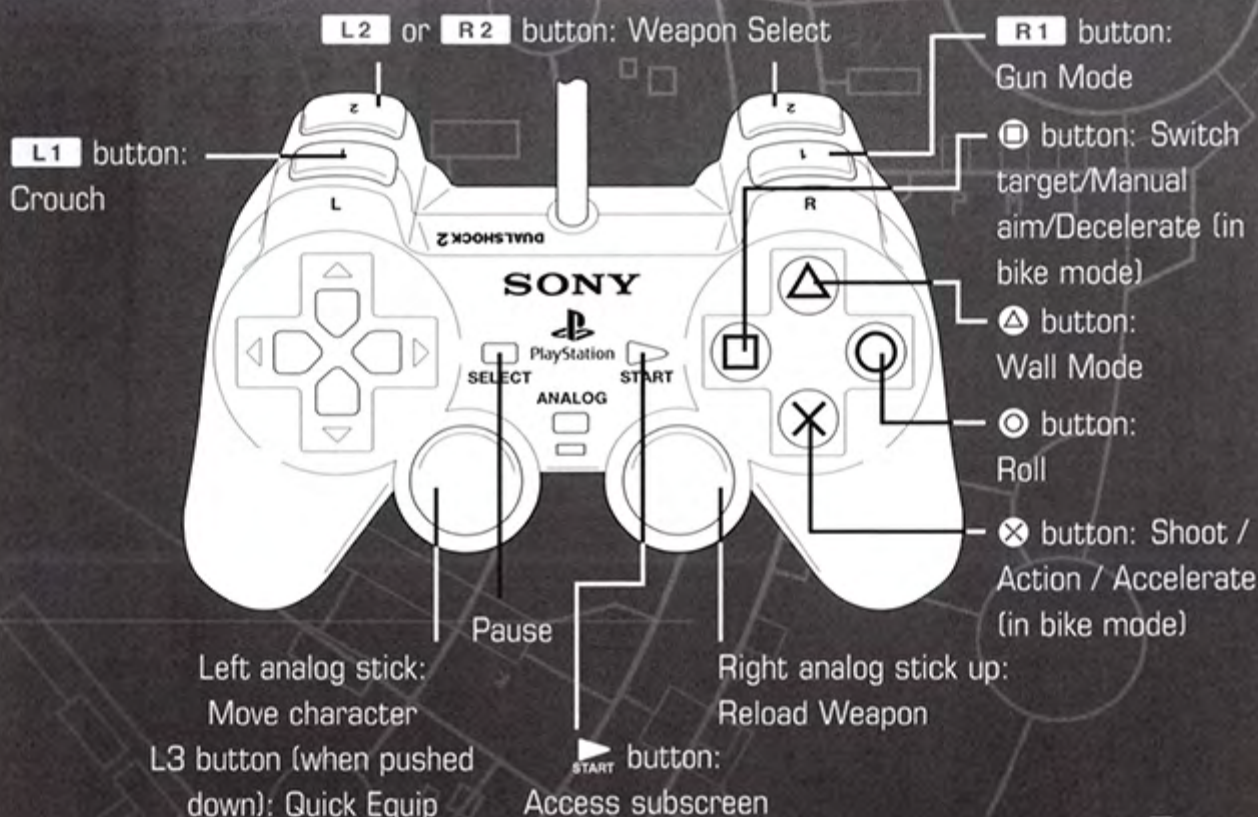
### INITIALIZE SETTINGS

Resets the settings to default.

### EXIT

Return to the Main Menu.

## CONTROLLING JACK AND ANGELA



## CONTROLLING THE MOTORBIKE

Every hero needs a heavy-duty set of wheels and Jack Wade is no different. With his powerful motorbike revving between his legs, Jack is king of the road. Press the **X** button to accelerate and press the **○** button to decelerate. You can also use the right analog stick up to accelerate and down to decelerate. Accelerate quickly to perform a wheelie, but be prepared to sacrifice control. Press the **△** button to slam the bike into reverse. Press the L2 button or R2 button to change views. Press the **○** button and **X** button to burnout (quick turnaround).

## SPECIAL CONTROLS

### WALL MODE

When you are close to a wall, press the **△** button to sneak up against the wall. When you are up against the wall, press **←** or **→** to walk/sneak along the wall. Press **←** or **→** when you are close to a corner to peek around it. While you are peeking around the corner, you can cunningly press the **○** button to select a target.

### SHOOTOUTS

When you are in wall mode and standing by a corner, press the **R1** button to turn around the corner with your gun drawn, ready to shoot. Release the **R1** button to quickly return to the corner again. This is very useful in shootout situations.

### ADJUST AIM

When you are in gun mode, press and hold the **○** button and press **←** or **→** to rotate and manually adjust the aim. Release the **○** button to aim at the selected target.

### PUSH AND PULL CRATES

Some crates can be pushed and pulled. To push or pull a crate, stand next to the crate and press and hold the **X** button to grab the crate. Press the left analog stick up or down to push or pull the crate. If the object can not be pushed or pulled, your character will not grab the object.



## CLIMB OBSTACLE

Some objects can be climbed. To climb an object, push the left analog stick towards the object for a little while and your character will climb the object. If the object cannot be climbed, your character will not attempt to do it.

## TARGETING ENEMIES AND OBJECTS

Targeting is an invaluable assistance in gunfights. Targeting is enabled when Jack enters gun-mode. Hold down the **R1** button to enter gun-mode.

### SQUARE-AIM

When in Gun Mode, a red target indicator will appear on the enemy currently in Jack's sights. While Jack has targeted an enemy or object, he will circle around the target when moving and keep the target in focus. Square-aim allows Jack to quickly switch between targets. When there are multiple enemies or objects on the screen, Jack can switch between the targets by pressing the **□** button. A grey sight indicates the enemy or object Jack will target if you tap the **□** button. Keep a lookout for explosive objects in the environment. Jack can shoot at such objects and cause heavy damage to enemies. Learn to master Square-aim. It is invaluable assistance in battle.

### THE OBJECT INDICATOR

When Jack sees an object he can interact with, a red object indicator appears on that object. To interact with the object, walk up to the object and press the **⊗** button.

## THE SUBSCREEN

Press the **START** button during the game to pause the action and access the subscreen which is divided into four parts: ITEM (featuring the inventory), **CASIO** VM (featuring Database, Objective, Save and Options information), MAP and STATUS.

Press the **L1** or **R1** buttons to cycle through the different screens. Press the **START** button again to exit the subscreen and return to the game.

## ITEM SUBSCREEN

As you guide Jack through the adventure, you will find various items that Jack can use in battle. The items that can be used or equipped appear in the Item subscreen.

## QUICK EQUIP




Weapons and assist items can be used via the Quick Equip facility, without accessing the subscreen. During the game, press the L2 or R2 buttons to display the items that can be used with the Quick Equip function and to cycle to the item you want to use. Press the L3 button to use the item. Press UP on the right analog stick anytime during the game to reload the current weapon. Press the L2 or R2 button anytime during the game to bring up the item that was last equipped. This feature can only be operated by the directional buttons or the right analog stick, and not the left analog stick.

For example, Quick Equip Jack to rapidly switch between grenades and a gun during a fight. Learn to master the Quick Equip function but remember that the action does not pause during Quick Equip.


## CASIO VM SUBSCREEN

The Subscreen is Jack's interface to his **CASIO** VM which he carries on his wrist. It also enables him to save his progress to Memory Card. To use the functions of the wrist-watch, first access the subscreen. The **CASIO** VM has the following main functions:


### DATABASE

The documents that Jack finds during the game are stored here. It is also a link to the LEILA database. When Jack finds a new document, or a new document is available in the LEILA database, Jack will read it automatically. Press the left analog stick up or down to select the document you want to read. Press the  button to read the document. While reading a document, press the  button to scroll down and the  button to scroll up.

### OBJECTIVES

The objectives keep track of what Jack should do next. Every time a new objective is stored in the **CASIO** VM, a New Objective icon appears on the screen. While this icon is displayed, press the  button to jump directly to the objectives section of the **CASIO** subscreen.



## **SAVE**

To save your game from the last restart point, select the save function. Press the left analog stick up or down to select a Memory Card file to save the data to. Press the  button to confirm selection.

## **STATUS SUBSCREEN**

The Status subscreen displays Jack's current health standing, skill points, equipped weapon and license details.

## **THE MAP SUBSCREEN**

Use the Map subscreen to keep track of where you are and where you want to go. Use the left analog stick to scroll the map around. Press the  button to zoom in and press the  button to zoom out. Goal locations and tracked objects are marked as big red dots.

## **HEALTH AND ADRENALINE**

Jack has two meters that indicate his current life status - the health meter and the adrenaline meter. When Jack takes damage, the health meter decreases. However, Jack can inject himself with adrenaline shots during the game to temporarily boost his adrenaline level. During this time, the adrenaline meter will decrease instead of the health meter when Jack takes damage. Careful planning of when to use health packs or adrenaline is often the difference between life and death.

## **THE RADAR**

The radar is located in the upper right corner of the screen. The arrow in the centre of the map represents Jack's position. Enemies are shown as flashing arrows. The arrows have different colours depending on the situation.

## **TARGET LOCATION / TRACKED PERSON**

Throughout his missions, Jack Wade must locate certain targets or track people. The position of this location or person is represented by a large orange dot on the radar. A red arrow points in the direction of a target location or tracked person that is not visible in the current radar view.

# PLAYING THE GAME

## THE ANTI-CRIME NETWORK (ACN)

The Anti-Crime Network (ACN) is the nation's leading law enforcement agency, with an 83% market share of all crime fighting activity. While it plays a major role in the day-to-day maintenance of law and order, the ACN is primarily targeted against organized crime. This has led its elite force of officers to assume many of the responsibilities of the former FBI and ATF agencies. The ACN is supplemented by private Headhunters contracted exclusively to track and capture wanted criminals. A private organization appointed by government, the ACN is headed by a Director accountable to the President of the United States of America. Operational Chiefs with jurisdiction over Field Officers, Headhunters, Intelligence and other areas report to the Director.

## LEILA

The Law Enforcement Intelligence and License Approval unit (LEILA) is an administrative organization appointed by central government to support and regulate law enforcement activity. LEILA maintains an extensive database of criminal records and other information needed in the fight against organized crime. It is also responsible for issuing licenses and equipment to private law enforcers. LEILA works closely with the Anti-Crime Network. It supervises Headhunters contracted by the ACN to capture wanted offenders, as well as those working freelance.

## HEADHUNTER LICENSES

All Headhunters have to be licensed by LEILA. The Headhunter License contains information about the level of law enforcement proficiency attained, as well as other information that uniquely identifies the license holder. There are several grades of license: C, B, A and AAA.

A 'C' License is the entry-level grade required to practice as a Headhunter. Other grades reflect increasing proficiency, with AAA being the highest level attainable. Higher grades of license give access to more information from the LEILA database and entitle the license holder to carry more powerful equipment. Entry to some areas of the city is also restricted to holders of a particular license. A Headhunter whose crime fighting has earned him sufficient Skill Points may upgrade his license to the next grade by taking the appropriate proficiency tests. The Headhunter Tests use virtual reality simulation and are taken at the VR Terminals located in the LEILA offices.

## **SKILL POINTS**

Skill points are used as a measurement of a Headhunter's proficiency. To take a test for a license at LEILA, a certain amount of skill points are required. You cannot enter LEILA and take a test until you've reached a new skill level. Skill points are earned by skillful driving of the bike, monitored by Jack's watch. Quick and skillful driving makes the skill points increase, while crashing makes the skill points decrease. In addition to driving the bike, Jack also has to prove his worth by shooting criminals, before a new upgrade becomes available. When the requirements for an upgrade are achieved, the following on-screen message will be displayed: Level reached. Go to LEILA.

## **VR TERMINALS**

Utilising the latest in virtual reality technology, the VR Terminals are the user interface to all services provided by LEILA. Headhunters can use the terminals to browse the LEILA database for criminal records and other useful information, provided they have the appropriate grade of license allowing access to those files. The terminals are also used to take the Headhunter Tests needed to obtain or upgrade a Headhunter License. Each license upgrade requires the user to pass a series of increasingly demanding tests, designed to reflect the different skills needed for a successful career as a Headhunter.

The VR Terminal's virtual reality simulations test these skills in a variety of ways, challenging the Headhunter's law enforcement abilities without threat to living persons or property.

## **EQUIPMENT DISPENSERS**

Headhunters draw all their equipment from LEILA. This ensures they are equipped with the latest in ENP weaponry, designed to meet all the challenges of law enforcement while observing the need to safeguard valuable organs. Weapons and other combat gear are collected from the equipment dispensers located in the LEILA office. There are four dispensers, one for each grade of Headhunter License. Each contains equipment suited to that grade of license: basic equipment is drawn from the 'C' dispenser, while the most advanced and powerful weaponry is held in the 'AAA' dispenser. Each dispenser can only be opened by holders of the appropriate license. Headhunters should always check the correct dispenser for new equipment after upgrading their license. The high security equipment dispensers ensure that weapons are only issued to those licensed and fully qualified to use them. There is also a fifth equipment dispenser. Its content is only obtainable for the most skilful of the Headhunters.

## LEILA DATABASE

The LEILA database is a major resource for information on all aspects of crime fighting. It is accessible from the VR Terminals located in the LEILA offices, or from anywhere in the world via a licensed user's **CASIO** VM. The database provides background on all of the services provided by LEILA and the procedures for using them. A comprehensive Weapons section ensures that Headhunters are fully familiar with ENP technology and the use of each weapon they are licensed to carry. Criminal Profiles provide information on suspects, felons and criminal organizations. Intelligence Files contain Headhunter Case Notes and other confidential Case Reports. Where organized crime is suspected, LEILA is also allowed access to sensitive government and commercial records. For security purposes, information in the database is rated according to its confidentiality and can only be accessed by personnel holding the appropriate grade of license.

## THE **CASIO** VM

The Biotech VM-52X Communicator is an advanced portable communications device issued as standard to all Headhunters and other authorized personnel. The **CASIO** VM incorporates satellite-linked cell phone technology ensuring transmissions may be received in virtually any location worldwide. It also allows the user full remote access to the LEILA database. A bio-recognition chip inside the **CASIO** VM identifies the user, accessing their Citizenship Record or Headhunter career résumé. Access to the LEILA database and other advanced functions is then granted according to the user's security clearance. The **CASIO** VM can be used to locate another user by homing in on the signal from their **CASIO** VM. The 52X model can also detect the unique electromagnetic signature emitted by CCS implants. If the ID code for a particular control chip is known, the implanted criminal can be tracked over short distances.

**NOTE:** the functionality of the Visual Manager is purely fictional. However, the design is based upon the WQV-2 - The World's First Wrist Digital Camera. The WQV-2 can store up to 100 images, and comes with an Infrared port and PC Link software for downloading images to a PC. Please visit [www.casio.co.uk/timepiece](http://www.casio.co.uk/timepiece) for further information on the Wrist Camera.

## GATES

Dividing the city's many districts, security gates restrict access to those who possess the relevant access level. Jack can attain higher access levels by upgrading his Headhunter License.

## GAME OVER

When Jack takes damage, his health meter decreases. When the health meter reaches the bottom, the game is over and the GAME OVER screen appears. On the GAME OVER screen, you can use the left analog stick to select if you want to CONTINUE the game or EXIT to the Main Menu. If you select CONTINUE, Jack will restart the game at the last restart point with full health.

# WEAPONS

## ENP WEAPONS

**NOTE:** read the LEILA database for more information about ENP weapons. Developed by Biotech Corporation, Electric Neural Projectile (ENP), combines neuro-stimulants with a motor cortex scrambler. ENP weapons are capable of causing severe pain and eventual brain death without damaging valuable internal organs. Jack receives weapons from LEILA. They are picked up from the equipment dispensers in the LEILA office. As Jack upgrades his license, more weapons will become available to him.

### STIMULATOR AUTOMATIC

Manufacturer: Smith and Easton

Origin: USA

ENP handgun, standard ACN issue. A versatile weapon carried by all Headhunters, it is particularly useful against multiple enemies due to its fast rate of fire. A custom upgrade offers increased mag capacity and firing rate.



### RESONATOR GRENADE

Manufacturer: General Munitions, Inc

Origin: USA

ENP hand grenade that generates a sonic boom with a wave-form similar to that of a conventional explosion but harmless to non-organic material. Organic targets within range suffer severe neural damage. Hold the **R1** button to arm the grenade. Tap the **X** button to throw the grenade a short distance. Hold the **X** button to throw the grenade further.







## SCORPION NEUROSTUNNER

Manufacturer: Smith and Easton

Origin: USA


Small silenced handgun with modified ENP ammunition that scrambles signals from the motor cortex region of the brain, incapacitating the victim for a limited time. Needs a short period of charging before a shot can be fired. Useful in stealth situations. While targeting an enemy, hold the  button to charge the weapon. When fully charged, release the  button to fire.



## PROXIMITY MINE

Manufacturer: General Munitions, Inc

Origin: USA



This anti-personnel weapon features the latest in stealth technology rendering it virtually invisible. Fitted with a motion sensor, the mine explodes when someone comes close. Press the  button to place and activate the mine.

## DECLOY SHELLS



Manufacturer: General Munitions, Inc

Origin: USA

Shells for the Stimulator Automatic can be thrown as a decoy to lure enemies away. Very useful for stealth situations. Tap the  button to throw the shell a short distance. Hold the  button to lob the shell further.



# CHARACTERS

## JACK WADE




Career cop turned professional Headhunter, Jack Wade is best of the best. Tough, resourceful and independent by nature, Jack is a man of few words but has a dry line in wit. Waking from a coma with no memory, few friends and a revoked license, he is hired by heiress Angela Stern to find her father's killer. If he lives long enough, he may uncover the truth of what happened to himself along the way.

## ANGELA STERN

Smart and resourceful, Angela is more than capable of fighting her corner with a keyboard, a fist or a gun. The only daughter of murdered ACN chief Christopher Stern, she burns with hatred for the man she holds responsible – the criminal Syndicate's mysterious boss. Hiring Jack to find him, she forms a partnership that leads them both into danger...



## CHIEF HAWKE



Strict but strictly honourable, Jack's former chief at the ACN is a by-the-book guy who dislikes Jack's methods but admires his abilities as a Headhunter. Shrewd and experienced, he believes in the system but privately questions the methods of his political masters. Though reluctant to step out of line, he may just be the nearest thing Jack has to a friend.

## HANK REDWOOD

Roughneck, redneck ex-Vice cop turned Headhunter, Hank is good at his job, but not quite good enough. Frustrated by years of playing second best to Jack Wade, he is hostile when Jack reappears as a lowly freelance, cast out from the ACN. Determined to stay number one Headhunter, Hank may not be smart, but he has enough wily cunning to be a dangerous rival and a thorn in Jack's side.




## ALAN SHARPE



Adopted protégé of Christopher Stern and his successor as head of the ACN, Sharpe was raised alongside Angela as a kid. A brief romantic fling left Angela disillusioned, but Sharpe still harbours feelings for her. Smooth, slick and highly ambitious, his hard-line views and ruthless methods threaten to raise the stakes in the ACN's war against organized crime.

## RAMIREZ

Also known as the 'Cyber Cowboy', Ramirez has an unhealthy passion for high-tech weaponry and instruments of torture. A serial kidnapper and psychotic mass murderer, his dubious talents and enthusiasm for his work attracted the attention of the Syndicate, who now employ him wherever total and unquestioning ruthlessness is required. They pay him well, but Ramirez is in it for the fun.



## GREYWOLF



An old-school criminal, Greywolf is leader of the vicious Wolfpack biker gang that terrorised the city before the ACN crackdown. Once a proudly independent thief, murderer and extortionist, he now finds himself taking orders from the Syndicate, freelance crime is a thing of the past. He may not like it, but he remains a formidable adversary whose brutal reputation is well deserved.

## DON FULCI

A mysterious recluse whose bloated figure is only ever seen shrouded in shadow on pirate TV broadcasts, Fulci's identity remains a mystery. Thought to be behind the criminal Syndicate and the murder of Christopher Stern, he promotes himself as a respectable businessman opposed to the growing power of the ACN. For Angela and Jack, he may be the one man with the key to the truth.

# CREDITS

## PRODUCED BY SEGA EUROPE

Director of Product Development  
Producer  
Assistant Producer  
Sound Producer  
Senior Producer  
Producers Manager  
Translation Co-ordinator  
Translators

Kats Sato  
Mark Horneff  
Pete O'Brien  
Richard Jacques  
Matt O'Driscoll  
Aude Donnan  
Caroline Ruiz  
Jens Geffert, Enrique Gonzalez Fajardo

## MARKETING SUPPORT

Marketing Manager  
Product Manager  
Interactive Design Manager  
Online Marketing Executive  
Online Design

Jim Pride  
Mathew Guaeck  
Bennie Booyesen  
Rosie Newey  
Ian Simpson, James Helly

## MANUAL AND PACKAGING

Designer  
Localisation Co-ordinator  
Special Thanks to:

Tom Bingle  
Emma Ledda  
Tom Szirtes, Nicola Steele, Helen Ttota,  
Mathew Brooks, Catherine Horneff

## CREATED AND DEVELOPED BY AMUZE

Producers (AMUZE)  
Story by  
Written by  
Director  
Co-Director  
Project Manager  
Project Group

John Kroknes, Stefan Holmqvist,  
John Kroknes, Philip Lawrence  
Philip Lawrence  
John Kroknes  
Johan Lindh  
Rudolf Czitron  
Peter Johansson, Daniel Willför, Fredrik Sjöo,  
Christian Cyréus  
Jonas Minnberg, Joacim Jonsson,  
Erik Lindblom, Peter Österblom,  
Johnny Svensson, Jonas Lund, Johan Carlberg  
Daniel Willför  
Peter Johansson  
Fredrik Sjöo  
Christian Cyréus  
Stefan Wallberg, Peter Österblom, Jim Kjellin,  
Jonas Minnberg, Johnny Svensson,  
Jonas Eriksson, Jonas Lund, Martin Fagerlind,  
Håkan Fredriksson, Joacim Jonsson  
Marcus Stjärnås, Fredrik Ovaska,  
Henrik Emgren, Johan Anderssen, Ulf Lidberg  
Johan Lindh  
Rikard Hilding  
Johan Carlberg  
Svante Danielsson, Jennie Persson  
Magnus Anteroinen, Carl Johan Enmark  
Alexis Ferrer, Marie Larsson, Mårten Stormdal

Coordinator  
Game Design  
Programming Director  
Lead Programmer  
Programming

Additional Programming

Lead Visual Design  
Modelling Director  
Lead World Modelling  
World Modelling

Additional Modelling

Character Design by  
Lead Character Modelling and Animation  
Character Modelling and Animation  
Additional Character Animation  
Cutscene Director  
Cutscenes

Cutscene Character Models  
Rotoscope Actors  
Visual FX  
Game Testing  
Additional 2D Artwork  
Special Thanks to

#### HEADHUNTER MUSIC

Music Composed, Arranged and  
Orchestrated by  
Conductor  
Assistant Orchestrator  
Music Preparation  
Orchestral Contracto  
Leader  
Recorded by  
Pro Tools Editing  
Assistant Engineers  
Assisted by

Recorded at Abbey Road Studios, London  
Recorded in 24bit using Digidesign Pro Tools  
and Prism Sound ADA-8.  
Sample Libraries used in this soundtrack

Miroslav Vitous Symphonic Orchestra (Unisync)  
Peter Siedlaczek's Advanced Orchestra (Best Service)  
Bob Clearmountain Drums II (East West)  
The Ultimate Piano Collection (East West)  
Peter Siedlaczek's Classical Choir (Best Service)  
Steve Stevens Guitar (East West),  
Hallelujah (Best Service), Symphony of Voices (Spectrasonics)  
Features loops and samples from the Chemical Beats  
sample collection produced by Paul Brook and Andy  
Thomson - Copyright (c)1998 Zero-G Ltd

Anders Selvander, Thomas Zaar  
Fredrik Johansson, Gustav Tivander  
Jimmie Farkas, Oskar Rahm, My Andersson  
Johan Lindh  
Mattias Häggström  
Niclas Berglund, Alfred Granberg  
Charli Kasselbäck, Jonas Kärn  
Patrick Bach Berglund  
Clæs Wikdahl, Henrik Holmberg, Janak Thakker  
Anders De Geer, Niklas Fegraeus,  
Martin Kopparhed  
Inverse Logic Inc  
David Dencik, Johanna Skobe  
Juan Gauthier  
Billy Zebulon Norrby  
Malcolm Tween at Digital Progression  
Dan Walker, Nachiko Hoshino, Johan Jeansson,  
John Carehag, Henrik Gavelli,  
Mats Thorstensson, Tamara Strugo,  
Åsa Johansson, Bosse Bertilsson,  
Gunilla Kjällnäs, Mats Lundqvist,  
Frans Mittermayer

Richard Jacques  
Steven Lloyd  
Andrew Pearce  
Gary Spolding  
Isobel Griffiths  
Rolf Wilson  
Matt Howe  
Ian Duncan  
Andrew Dudman, Richard Lancaster  
Matt Howe

Special Thanks

Collette Barber, Chris Bolitho  
David Flower, Greg O'Connor-Read  
Nyree Pinder, Chance Thomas, Yukifumi Makino

**SOUND, DIALOGUE AND NEWS CUTS**

Sound Supervisor  
Sound Design  
Newscuts Director  
Producer  
Line Producer  
Researcher  
Editor  
Production Coordinator  
Cast

Dom Gibbs  
Martin Evens  
Andy Wilson  
Laura Gregory  
Sheridan Thomas  
Giles Greenwood  
Andy Philips  
Kojo Abban, Claire Broadribb  
Jack Wade - James Livingstone  
Angela Stern - Holley Chant  
Ramirez, Greywolf - John Moraitis  
Zweiberg, Redwood - Rupert Degas  
Chief Hawke - Don Fellows  
Alan Sharpe - Paul Goodwin  
Stella (L.E.I.L.A) - Maggie Clews  
Bill Waverley - Mark Caven  
Kate Glosse - Lorelei King  
Jay Benedict, Jonathan Kydd  
Rupert Degas, Jan Ravens

Supporting Characters

**POST PRODUCTION OF NEWS CUTS**

Post Production Producer  
Henry Artist  
Inferno Operator  
Editor  
Dialogue Recordist  
Dialogue Assistant  
Foley Recordist  
Foley Artist

Jon Collins  
Tim Osborne, Paul O'Brien, Lance Gaunt  
Avatar Bains  
Andy Wilks, Adam Windmill, Will Yarrow  
Steve Bray, Paul Carr  
Cane Williams  
David Sloss  
Ricky Butt, Ruth Sullivan

Special Thanks

Great Guns, Framestore  
Video London, Goldcrest, Rhino Dyno  
Nick / Rhino Dyno Motorbike Supervisor

AMUZE and SEGA would like to thank everyone involved  
Thank you for playing Headhunter

For the hottest hints and codes on **ACCLAIM** titles:

Please call **1-900-407-TIPS (8477)**

The cost of the call is \$.95 per minute. You must be 18 or have parental permission and have a touch-tone phone.

You know our games - now get to know our company.

Check out our exciting career opportunities!

**[www.acclaim.com/company/careercenter](http://www.acclaim.com/company/careercenter)**

## ACCLAIM® LIMITED WARRANTY

ACCLAIM warrants to the original purchaser only of this ACCLAIM software product that the medium on which this software program is recorded is free from defects in materials and workmanship for a period of ninety (90) days from the date of purchase. This ACCLAIM software program is sold "as is," without express or implied warranty of any kind, and ACCLAIM is not liable for any losses or damages of any kind resulting from use of this program. ACCLAIM agrees for a period of ninety (90) days to either repair or replace, at its option, free of charge, any ACCLAIM software product, postage paid, with proof of date of purchase, at its Factory Service Center. Replacement of the software product, free of charge to the original purchaser (except for the cost of returning the software product) is the full extent of our liability.

This warranty is not applicable to normal wear and tear. This warranty shall not be applicable and shall be void if the defect in the ACCLAIM software product has arisen through abuse, unreasonable use, mistreatment or neglect. THIS WARRANTY IS IN LIEU OF ALL OTHER WARRANTIES AND NO OTHER REPRESENTATIONS OR CLAIMS OF ANY NATURE SHALL BE BINDING ON OR OBLIGATE ACCLAIM. ANY IMPLIED WARRANTIES APPLICABLE TO THIS SOFTWARE PRODUCT, INCLUDING WARRANTIES OF MERCHANTABILITY AND FITNESS FOR A PARTICULAR PURPOSE, ARE LIMITED TO THE NINETY (90) DAY PERIOD DESCRIBED ABOVE. IN NO EVENT WILL ACCLAIM BE LIABLE FOR ANY SPECIAL, INCIDENTAL, OR CONSEQUENTIAL DAMAGES RESULTING FROM POSSESSION, USE OR MALFUNCTION OF THIS ACCLAIM SOFTWARE PRODUCT.

Some states do not allow limitations as to how long an implied warranty lasts and/or exclusions or limitations of incidental or consequential damages so the above limitations and/or exclusions of liability may not apply to you. This warranty gives you specific rights, and you may also have other rights which vary from state to state.

This warranty shall not be applicable to the extent that any provision of this warranty is prohibited by any federal, state or municipal law which cannot be pre-empted.

**Repairs/Service after Expiration of Warranty**—If your software product requires repair after expiration of the 90-day Limited Warranty Period, you may contact the Consumer Service Department at the number listed below. You will be advised of the estimated cost of repair and the shipping instructions.

**Acclaim Hotline/Consumer Service Department (516) 759-7800**

Headhunter™ Created by and Produced by SEGA. Converted by Amuze, Published and Distributed by Acclaim. Original Game © SEGA, 1999. © SEGA/CRI, 2000. Sega and HEADHUNTER are either registered trademarks or trademarks of Sega Corporation. Acclaim ® & © 2002 Acclaim Entertainment, Inc. All Rights Reserved.

© 2001 SEGA CORPORATION. Created by APPALOOSA INTERACTIVE CORP. Sega and ECCO THE DOLPHIN are either registered trademarks or trademarks of Sega Corporation. Published and Distributed by Acclaim. Acclaim ® & © 2002 Acclaim Entertainment, Inc. All Rights Reserved. Marketed by Acclaim. Distributed by Acclaim Distribution, Inc., One Acclaim Plaza, Glen Cove, NY 11542-2777.

[www.acclaim.com](http://www.acclaim.com)

# ecco

## THE DOLPHIN™

### DEFENDER OF THE FUTURE



ANIMATED BLOOD



Appaloosa  
Interactive

SEGA®

Acclaim Entertainment, Inc., One Acclaim Plaza, Glen Cove, NY 11542-2777.

Headhunter™ Created by and Produced by SEGA. Converted by Amuze. Published and Distributed by Acclaim. Original Game © SEGA, 1999. © SEGA/CRI, 2000. Sega and HEADHUNTER are either registered trademarks or trademarks of Sega Corporation. Acclaim © & © 2002 Acclaim Entertainment, Inc. All Rights Reserved.

Licensed for play on the PlayStation 2 computer entertainment systems with the NTSC U/C designation only. "PlayStation" and the "PS" Family logo are registered trademarks of Sony Computer Entertainment Inc. The ratings icon is a trademark of the Interactive Digital Software Association. Manufactured and printed in the U.S.A. THIS SOFTWARE IS COMPATIBLE WITH PLAYSTATION 2 CONSOLES WITH THE NTSC U/C DESIGNATION. U.S. AND FOREIGN PATENTS PENDING.

Acclaim